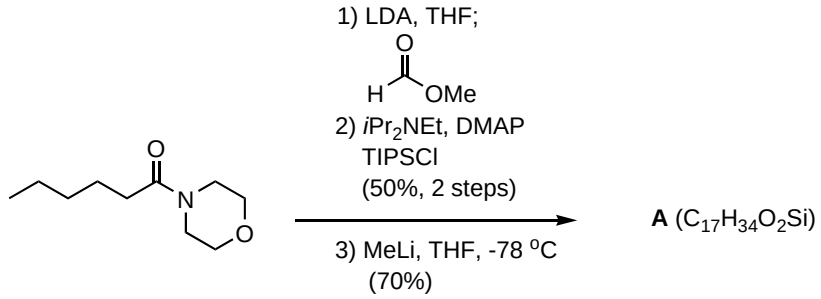

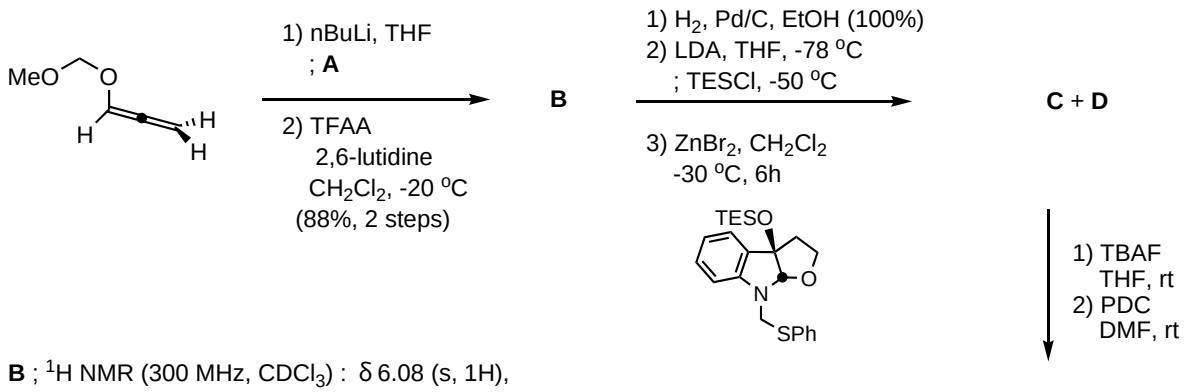

B ; ^{1}H NMR (300 MHz, $CDCl_3$) : δ 6.08 (s, 1H), 5.53 (s, 1H), 5.24 (s, 1H), 2.57-2.00 (m, 2H), 1.78 (s, 3H), 1.63-1.27 (m, 4H), 1.19-1.01 (m, 21H), 0.92 (t, *J* = 7.2 Hz, 3H)

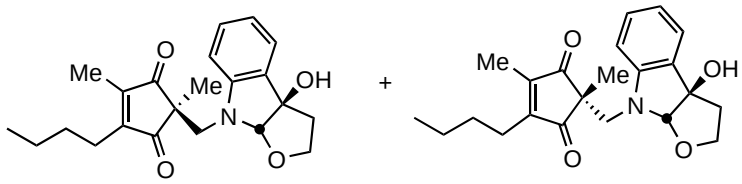

madindoline A + madindoline B

madindoline A / madindoline B = 1/1, 30 % 4 steps

Wan, L.; Tius, M. A. *Org. Lett.* **2007**, ASAP

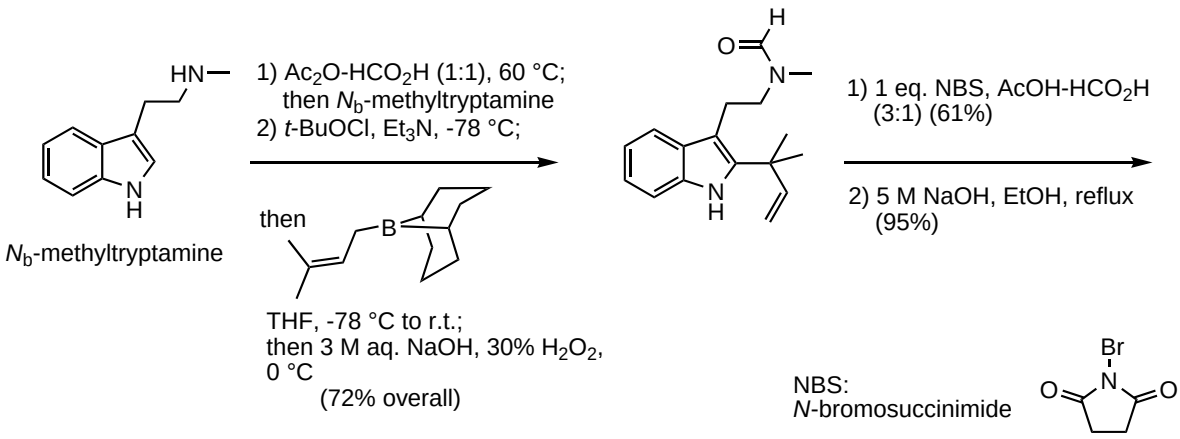

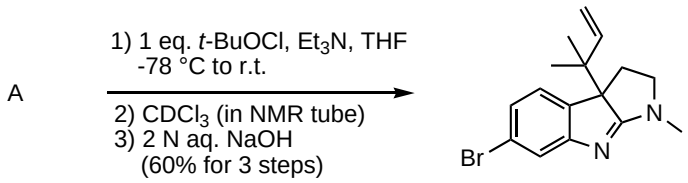

Lindel, T. *et al.*
Org. Lett. **2007**, *9*, 283-286.